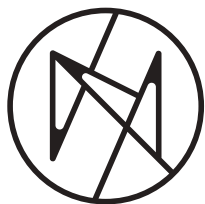


Novelties 2025

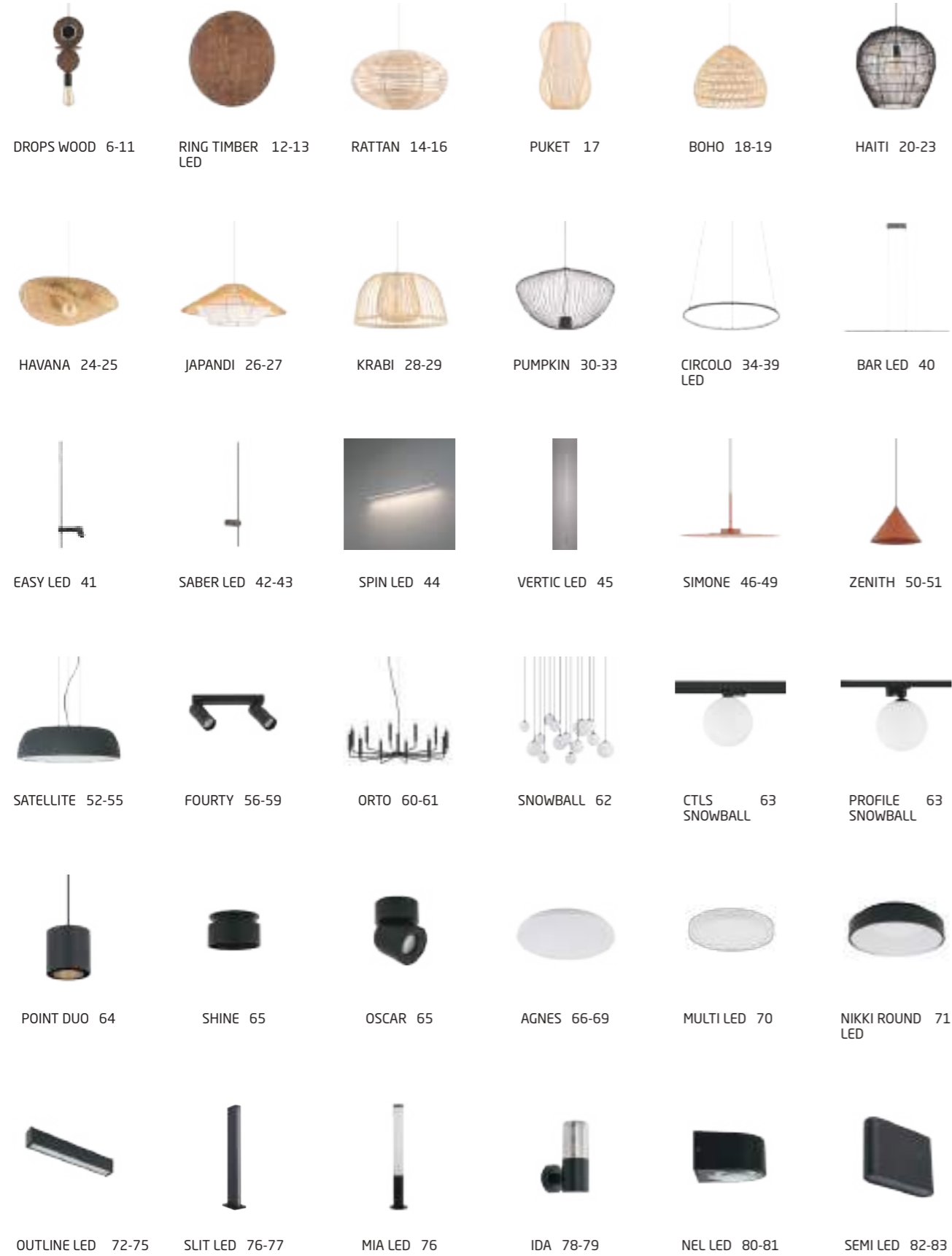



Nowodvorski
LIGHTING



Nowodvorski
LIGHTING

COLLECTIONS





Novelties
2025



DROPS WOOD C
11175

DROPS WOOD D
11176

DROPS WOOD C
11175



DROPS WOOD C
plywood, painted steel

■ 11175

⌚ 1xE27, max 25W only LED



DROPS WOOD E
plywood, painted steel

■ 11177

⌚ 1xE27, max 25W only LED





DROPS WOOD E
11177

DROPS WOOD D
plywood, painted steel

■ 11176

⌚ 1xE27, max 25W only LED



DROPS WOOD F
plywood, painted steel

■ 11180

⌚ 1xE27, max 25W only LED




DROPS WOOD F
11180

DROPS WOOD A
11173



DROPS WOOD B
11174




DROPS WOOD A
plywood, glass, painted steel

11173

1xG9, max 12W only LED

BULB LED G9, 4W

7503 3000K 7504 4000K



DROPS WOOD B
plywood, glass, painted steel

11174

1xG9, max 12W only LED

BULB LED G9, 4W


7503 3000K 7504 4000K

DROPS WOOD A
11173







RING TIMBER LED M
11290



RING TIMBER LED S
plywood, painted steel
11288




RING TIMBER LED M
plywood, painted steel
11290




RING TIMBER LED XXL
plywood, painted aluminum, painted steel

11178



RING TIMBER LED XL
plywood, painted aluminum, painted steel

11292



RING TIMBER LED L
plywood, painted steel

11291

DARK WOOD



RING TIMBER LED XXL
11178

Item No.	Power	Colour temp.	Luminous flux	Colour Rendering Index (CRI)	Input	Safety type	Power factor	Ingress protection	Lifetime
11288	7W LED	3000K	60 lm	>90	~220-230 V, 50/60 Hz	⊕	>0.5	IP20	30000h
11290	10W LED	3000K	130 lm	>90	~220-230 V, 50/60 Hz	⊕	>0.5	IP20	30000h
11291	13W LED	3000K	160 lm	>90	~220-230 V, 50/60 Hz	⊕	>0.5	IP20	30000h
11292	16W LED	3000K	290 lm	>90	~220-230 V, 50/60 Hz	⊕	>0.5	IP20	30000h
11178	22W LED	3000K	400 lm	>90	~220-230 V, 50/60 Hz	⊕	>0.5	IP20	30000h



RATTAN L
11155

RATTAN M
11154



RATTAN L
11155



RATTAN S
1113



RATTAN M
11154



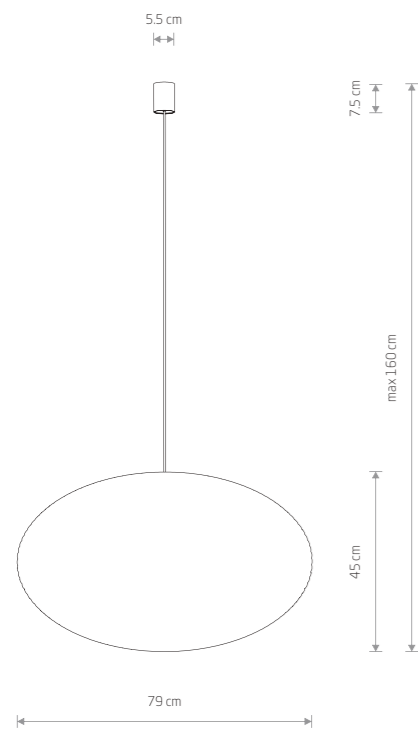
PUKET L
11162



PUKET M
11161



PUKET S
11160

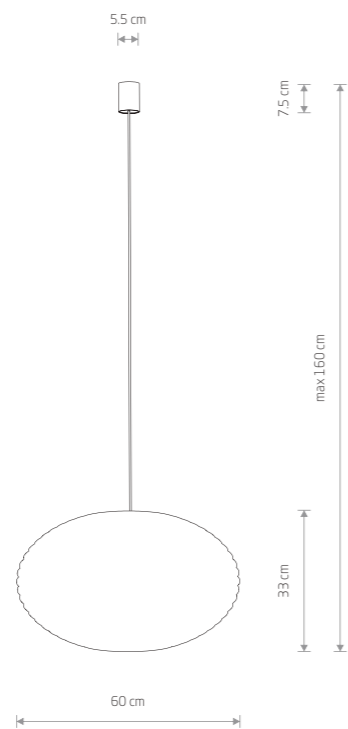


RATTAN L

rattan, painted steel

11155

1x E27, max 25W only LED




RATTAN M

rattan, painted steel

11154

1x E27, max 25W only LED

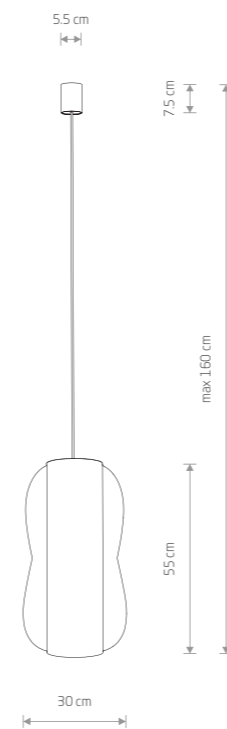


RATTAN S

rattan, painted steel

11153

1x E27, max 25W only LED




PUKET L

bamboo, painted steel

11162

1x E27, max 25W only LED




PUKET M

bamboo, painted steel

11161

1x E27, max 25W only LED



PUKET S

bamboo, painted steel

11160


1x E27, max 25W only LED



BOHO M
11151



BOHO S
11150




BOHO S

rattan, painted steel

11150

1x E27, max 25W only LED

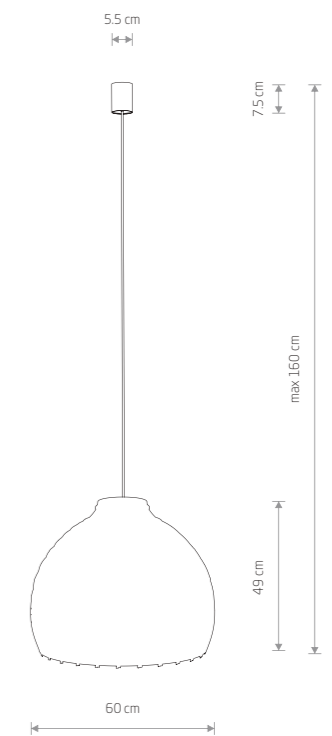


BOHO M

rattan, painted steel

11151

1x E27, max 25W only LED



BOHO L

rattan, painted steel

11152

1x E27, max 25W only LED

■ NATURAL WOOD □ WHITE P004 RAL 9003

HAITI M
11164



HAITI M
11164






HAITI S
11166

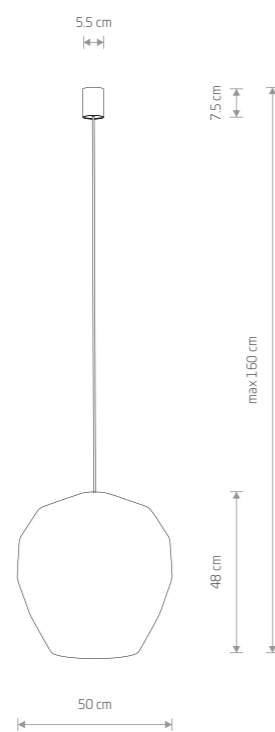


HAITI L
11168



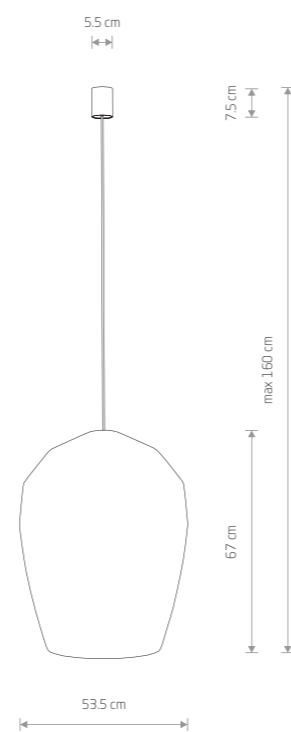
HAITI S
bamboo, painted steel
11163 ■ 11166

1x E27, max 25W only LED



HAITI M
bamboo, painted steel
11164 ■ 11167

1x E27, max 25W only LED



HAITI L
bamboo, painted steel
11165 ■ 11168

1x E27, max 25W only LED

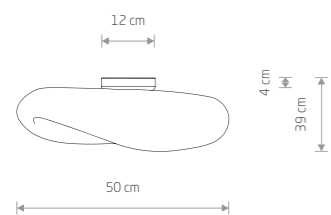
■ NATURAL WOOD ■ WHITE P004 RAL 9003 ■ BLACK P013 RAL 9005



HAITI S
11166



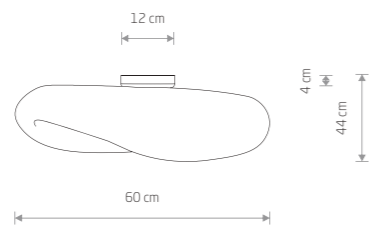
HAVANA S
11170



HAVANA S
bamboo, painted steel, plastic ABS

11170

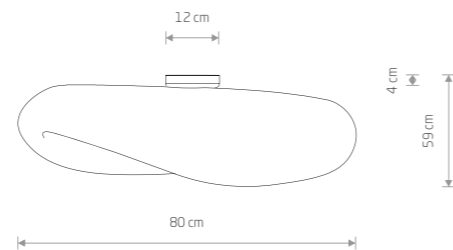
1x E27, max 25W only LED



HAVANA M
bamboo, painted steel, plastic ABS

11171

1x E27, max 25W only LED



HAVANA L
bamboo, painted steel, plastic ABS


11172

1x E27, max 25W only LED

NATURAL WOOD WHITE P003 RAL 9003




HAVANA M
11396



HAVANA S
bamboo, painted steel

11395

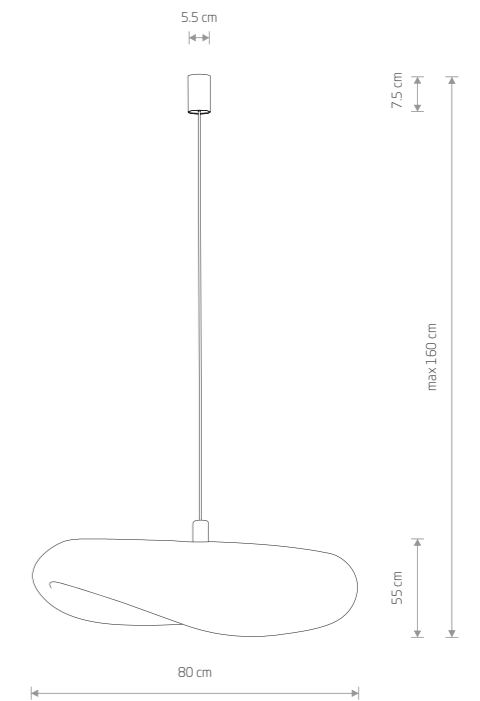
1x E27, max 25W only LED



HAVANA M
bamboo, painted steel

11396

1x E27, max 25W only LED




HAVANA L
bamboo, painted steel

11397

1x E27, max 25W only LED

NATURAL WOOD WHITE P003 RAL 9003


JAPANDI S
11156



JAPANDI S
paper rope, painted steel

11156

1xE27, max 25W only LED



JAPANDI M
paper rope, painted steel

11157

1xE27, max 25W only LED




JAPANDI M
11157



KRABI
11158



KRABI
11158



KRABI

bamboo, painted steel

11158

1xE27, max 25W only LED



PUMPKIN M
11245

PUMPKIN S
11243

PUMPKIN S
11496




PUMPKIN S

painted steel

■ 11242 ■ 11243 ■ 11496

● 1xGU10 R50, max 10W only LED

PUMPKIN S
11242



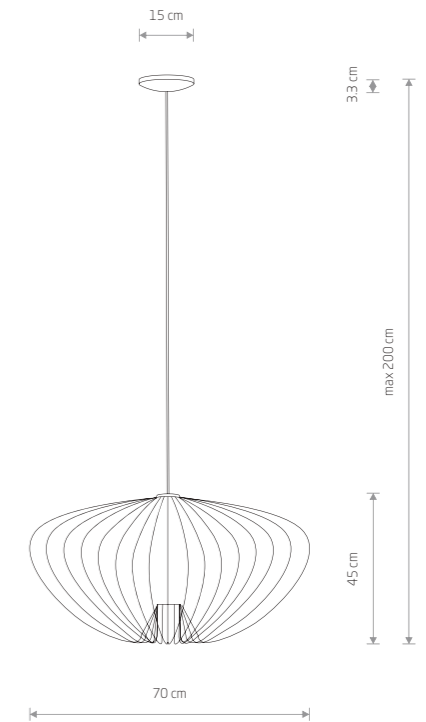
PUMPKIN M

painted steel

■ 11244 ■ 11245 ■ 11495

● 1xGU10 R50, max 10W only LED

PUMPKIN L
11252



PUMPKIN L

painted steel

■ 11251 ■ 11252 ■ 11494

● 1xGU10 R50, max 10W only LED

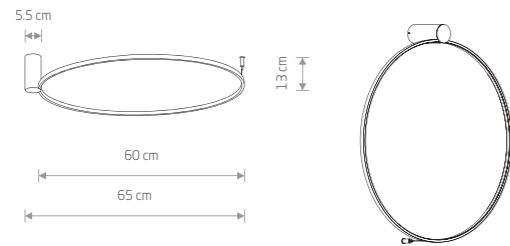
BAR LED M
11400

CIRCOLO LED M
11403

SABER LED L
11381



CIRCOLO LED M
11402



CIRCOLO LED M

■ painted aluminum, plastic PC

■ 11402 3000K □ 11603 3000K

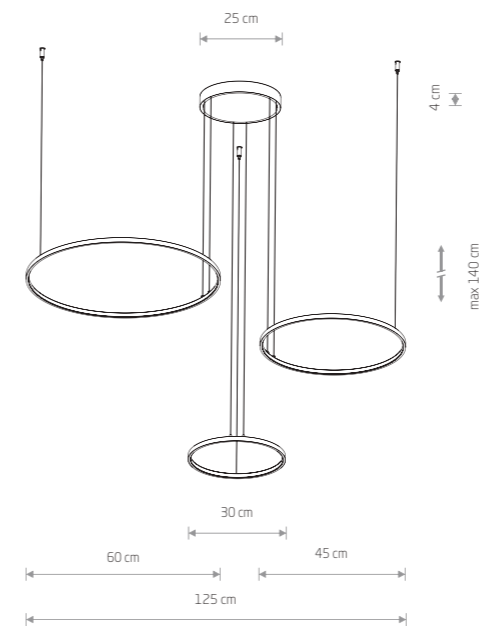


Item No.	Power	Colour temp.	Luminous flux	Beam angle	Colour Rendering Index (CRI)	Input	Safety type	Power factor	Ingress protection	Lifetime
11402	21W LED	3000K	660 lm	70°	>90	~220-230 V, 50/60 Hz	⊕	>0.5	IP20	30000h
11603	21W LED	3000K	660 lm	70°	>90	~220-230 V, 50/60 Hz	⊕	>0.5	IP20	30000h

■ SILK OLIVE P031 □ WHITE P004 RAL 9003



CIRCOLO LED
11398



CIRCOLO LED

■ painted aluminum, painted steel, plastic PC

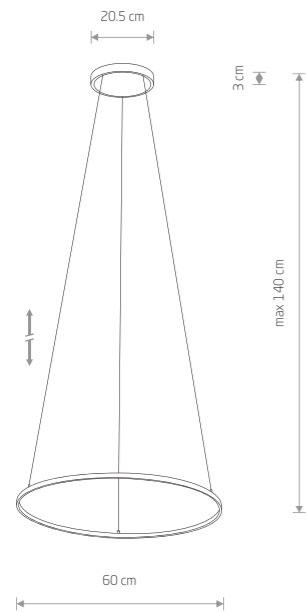

■ 11398 3000K □ 11602 3000K



Item No.	Power	Colour temp.	Luminous flux	Beam angle	Colour Rendering Index (CRI)	Input	Safety type	Power factor	Ingress protection	Lifetime
11398	45W LED	3000K	1600 lm	70°	>90	~220-230 V, 50/60 Hz	⊕	>0.5	IP20	30000h
11602	45W LED	3000K	1600 lm	70°	>90	~220-230 V, 50/60 Hz	⊕	>0.5	IP20	30000h

□ WHITE P004 RAL 9003 ■ SILK OLIVE P031

CIRCOLO LED M
11403



CIRCOLO LED M
painted aluminum, painted steel, plastic PC

■ 11403 3000K □ 11604 3000K

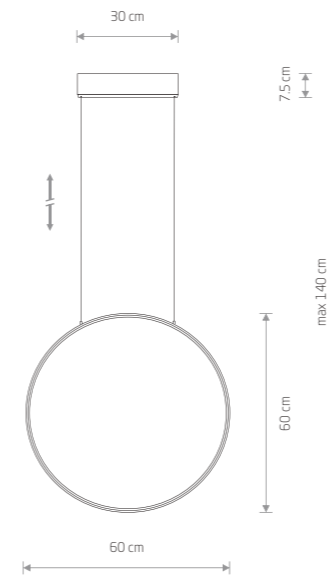


Item No.	Power	Colour temp.	Luminous flux	Beam angle	Colour Rendering Index (CRI)	Input	Safety type	Power factor	Ingress protection	Lifetime
11403	21W LED	3000K	660 lm	70°	>90	~220-230 V, 50/60 Hz	⊕	>0.5	IP20	30000h
11604	21W LED	3000K	660 lm	70°	>90	~220-230 V, 50/60 Hz	⊕	>0.5	IP20	30000h

■ SILK OLIVE P031 □ WHITE P004 RAL 9003



CIRCOLO LED M
11605




CIRCOLO LED M
painted aluminum, painted steel, plastic PC

■ 11401 3000K □ 11605 3000K

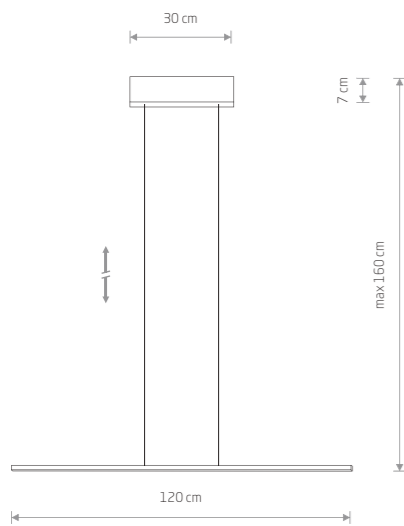


Item No.	Power	Colour temp.	Luminous flux	Beam angle	Colour Rendering Index (CRI)	Input	Safety type	Power factor	Ingress protection	Lifetime
11401	21W LED	3000K	660 lm	70°	>90	~220-230 V, 50/60 Hz	⊕	>0.5	IP20	30000h
11605	21W LED	3000K	660 lm	70°	>90	~220-230 V, 50/60 Hz	⊕	>0.5	IP20	30000h

□ WHITE P004 RAL 9003 ■ SILK OLIVE P031



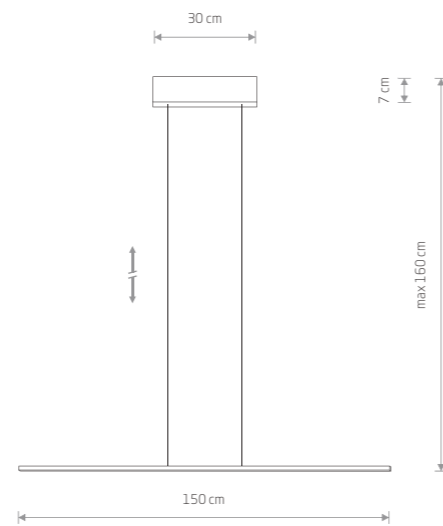
**BAR LED M
11400**



BAR LED S

painting aluminum, painting steel, plastic PMMA

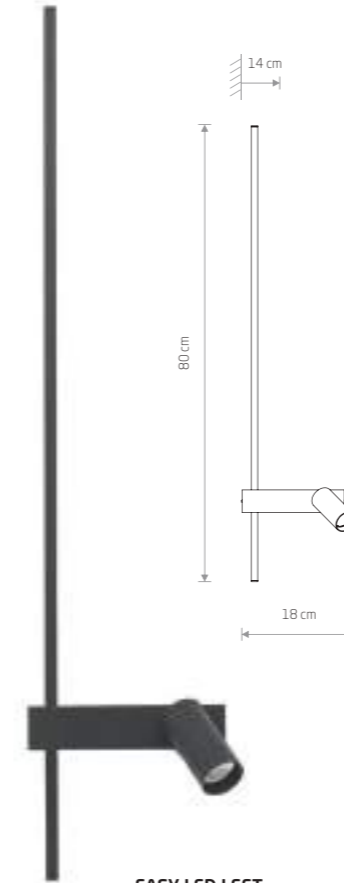
■ 11583 3000K ■ 11584 4000K



BAR LED M

painting aluminum, painting steel, plastic PMMA

■ 11400 3000K
■ 11581 3000K ■ 11582 4000K



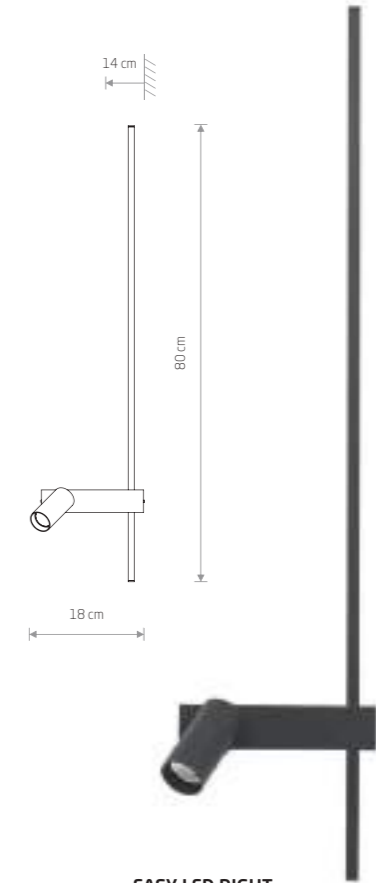
**EASY LED LEFT
11425**

EASY LED LEFT

aluminum, painting steel, plastic PC

■ 11425 ■ 11578

■ 1x GU10 R35, max 10W only LED



**EASY LED RIGHT
11426**

EASY LED RIGHT

aluminum, painting steel, plastic PC

■ 11426 ■ 11580

■ 1x GU10 R35, max 10W only LED

Item No.	Power	Colour temp.	Luminous flux	Beam angle	Colour Rendering Index (CRI)	Input	Safety type	Power factor	Ingress protection	Lifetime
11400	32W LED	3000K	1600 lm	100°	>80	~220-230 V, 50/60 Hz	⊕	>0.5	IP20	30000h
11581	32W LED	3000K	2000 lm	100°	>80	~220-230 V, 50/60 Hz	⊕	>0.5	IP20	30000h
11582	32W LED	4000K	2100 lm	100°	>80	~220-230 V, 50/60 Hz	⊕	>0.5	IP20	30000h
11583	27W LED	3000K	1700 lm	100°	>80	~220-230 V, 50/60 Hz	⊕	>0.5	IP20	30000h
11584	27W LED	4000K	1800 lm	100°	>80	~220-230 V, 50/60 Hz	⊕	>0.5	IP20	30000h

Item No.	Power	Colour temp.	Luminous flux	Beam angle	Colour Rendering Index (CRI)	Input	Safety type	Power factor	Ingress protection	Lifetime
11425	11W LED	3000K	380 lm	100°	>90	~220-230 V, 50/60 Hz	⊕	>0.5	IP20	30000h
11426	11W LED	3000K	380 lm	100°	>90	~220-230 V, 50/60 Hz	⊕	>0.5	IP20	30000h
11578	11W LED	3000K	450 lm	100°	>90	~220-230 V, 50/60 Hz	⊕	>0.5	IP20	30000h
11580	11W LED	3000K	450 lm	100°	>90	~220-230 V, 50/60 Hz	⊕	>0.5	IP20	30000h

■ SILK OLIVE P031 ■ WHITE P004 RAL 9003

■ BLACK P013 RAL 9005 ■ WHITE P004 RAL 9003

SABER LED M
11378



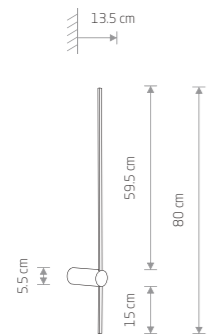
SABER LED M
11591



SABER LED L
11381



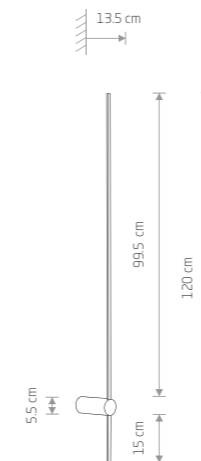
SABER LED L
11588



SABER LED M

■ painted aluminum, painted steel, plastic PC

- 11378 3000K ■ 11380 4000K
- 11591 3000K □ 11592 4000K



SABER LED L

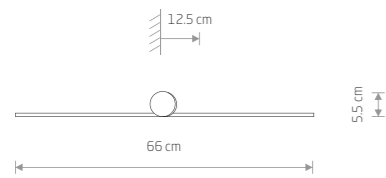
■ painted aluminum, painted steel, plastic PC

- 11381 3000K ■ 11382 4000K
- 11588 3000K □ 11590 4000K



Item No.	Power	Colour temp.	Luminous flux	Beam angle	Colour Rendering Index (CRI)	Input	Safety type	Power factor	Ingress protection	Lifetime
11378	11W LED	3000K	380 lm	100°	>90	~220-230 V, 50/60 Hz	⊕	>0.5	IP20	30000h
11380	11W LED	4000K	410 lm	100°	>90	~220-230 V, 50/60 Hz	⊕	>0.5	IP20	30000h
11591	11W LED	3000K	460 lm	100°	>90	~220-230 V, 50/60 Hz	⊕	>0.5	IP20	30000h
11592	11W LED	4000K	490 lm	100°	>90	~220-230 V, 50/60 Hz	⊕	>0.5	IP20	30000h

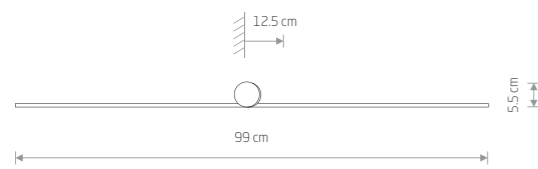
Item No.	Power	Colour temp.	Luminous flux	Beam angle	Colour Rendering Index (CRI)	Input	Safety type	Power factor	Ingress protection	Lifetime
11381	16W LED	3000K	540 lm	100°	>90	~220-230 V, 50/60 Hz	⊕	>0.5	IP20	30000h
11382	16W LED	4000K	570 lm	100°	>90	~220-230 V, 50/60 Hz	⊕	>0.5	IP20	30000h
11588	16W LED	3000K	740 lm	100°	>90	~220-230 V, 50/60 Hz	⊕	>0.5	IP20	30000h
11590	16W LED	4000K	790 lm	100°	>90	~220-230 V, 50/60 Hz	⊕	>0.5	IP20	30000h



SPIN LED S

painting aluminum, painting steel, plastic PC

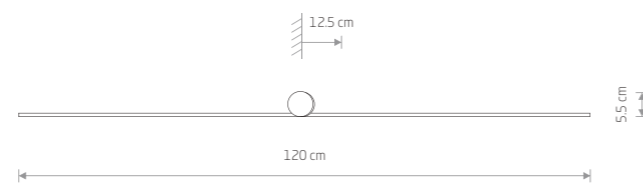
11587 3000K



SPIN LED M

painting aluminum, painting steel, plastic PC

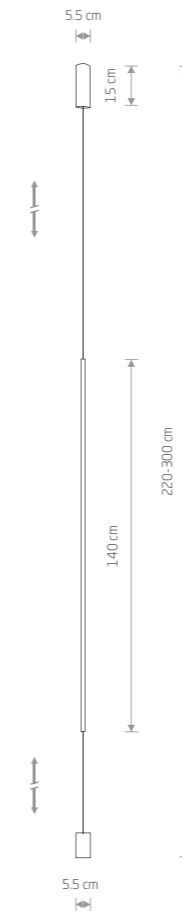
11586 3000K



SPIN LED L

painting aluminum, painting steel, plastic PC

11585 3000K



VERTIC LED

painting aluminum, painting steel, plastic PMMA

11606 3000K 11607 4000K



Item No.	Power	Colour temp.	Luminous flux	Beam angle	Colour Rendering Index (CRI)	Input	Safety type	Power factor	Ingress protection	Lifetime
11587	10W LED	3000K	400 lm	100°	>90	~220-230 V, 50/60 Hz	⊕	>0.5	IP20	30000h
11586	14W LED	3000K	650 lm	100°	>90	~220-230 V, 50/60 Hz	⊕	>0.5	IP20	30000h
11585	16W LED	3000K	750 lm	100°	>90	~220-230 V, 50/60 Hz	⊕	>0.5	IP20	30000h

Item No.	Power	Colour temp.	Luminous flux	Beam angle	Colour Rendering Index (CRI)	Input	Safety type	Power factor	Ingress protection	Lifetime
11606	19W LED	3000K	750 lm	100°	>90	~220-230 V, 50/60 Hz	⊕	>0.5	IP20	30000h
11607	19W LED	4000K	800 lm	100°	>90	~220-230 V, 50/60 Hz	⊕	>0.5	IP20	30000h

WHITE P004 RAL 9003

WHITE | P001 | RAL 9003

SIMONE
11414

SIMONE
11412






SIMONE
11412



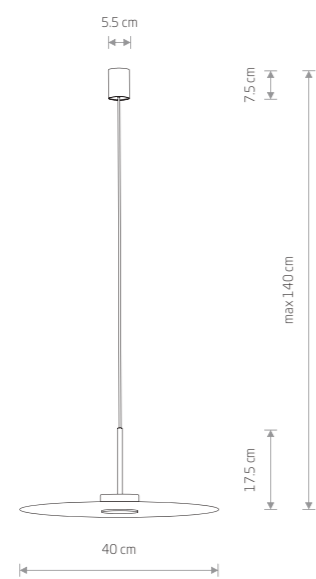
SIMONE
11413



SIMONE
11414



SIMONE
11413



SIMONE
painted steel

■ 11410 ■ 11411 ■ 11412

■ 11413 ■ 11414

● 1xGX53, max 12W only LED



ZENITH XS
11456




ZENITH M
11485

ZENITH L
11482




ZENITH XS
painted steel

- 11452 ■ 11453 ■ 11454
- 11455 ■ 11456 ■ 11492
- 11493
- 1xGU10 R35, max 10W only LED



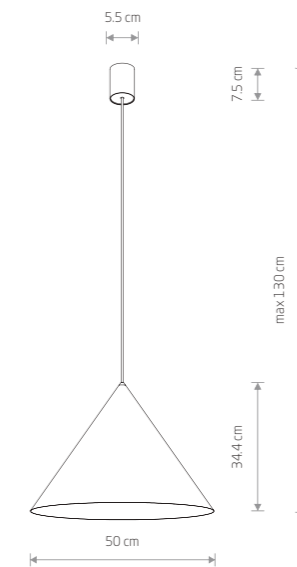
ZENITH S
painted steel

- 11488 ■ 11490 ■ 11491
- 1xGU10, max 20W only LED
- 1xGU10 ES111, max 20W only LED



ZENITH M
painted steel

- 11485 ■ 11486 ■ 11487
- 1xGU10, max 20W only LED
- 1xGU10 ES111, max 20W only LED

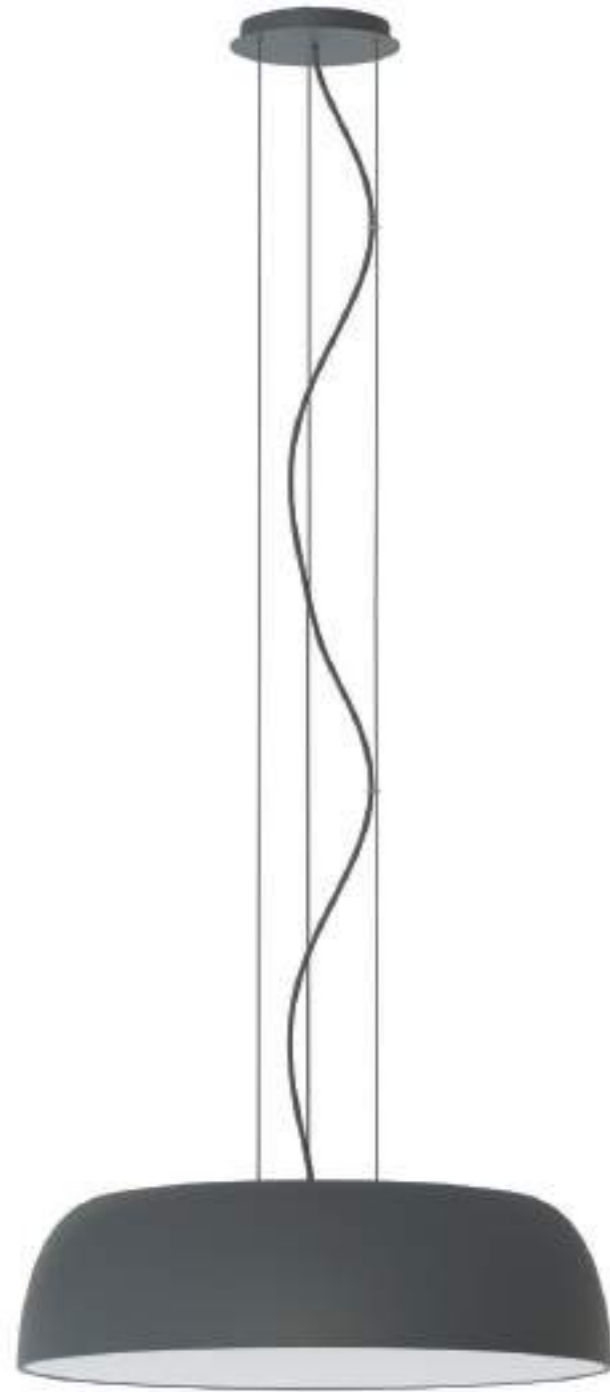


ZENITH L
painted steel

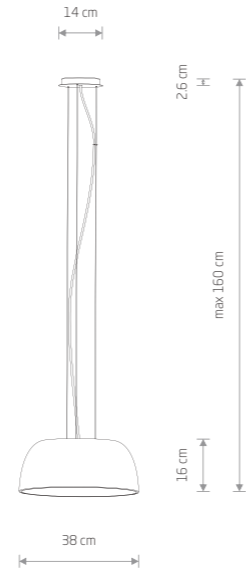
- 11482 ■ 11483 ■ 11484
- 1xGU10, max 20W only LED
- 1xGU10 ES111, max 20W only LED

SATELLITE M
11232





SATELLITE M
11232



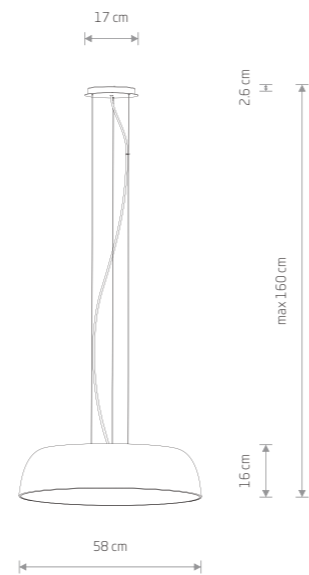
SATELLITE S

painted steel, plastic

■ 11225 □ 11228

■ 11226 ■ 11227

● 3xE27, max 25W only LED



SATELLITE M

painted steel, plastic

■ 11230 □ 11233

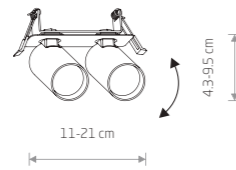
■ 11231 ■ 11232

● 7xE27, max 25W only LED



SATELLITE M
11232

FOURTY SURFACE
11442



FOURTY SURFACE

painting steel

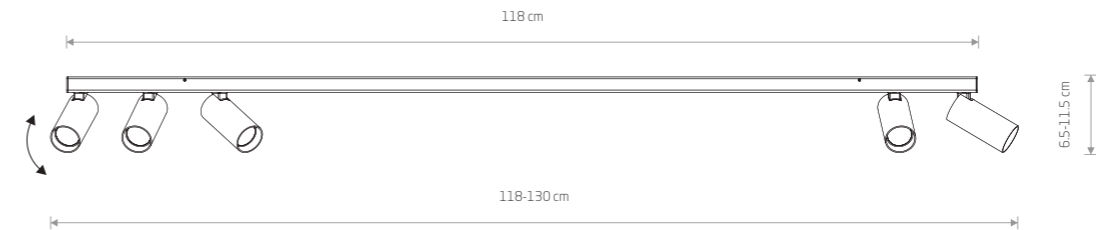
■ 11442 □ 11443

■ 11444 ■ 11473

● 2xGU10 R35, max 10W only LED

☑ cut out 95 x 30 mm

FOURTY V
10741



FOURTY V

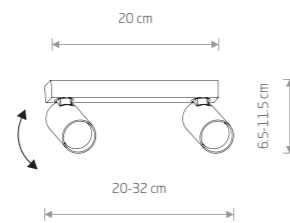
painting aluminum, painting steel

■ 10741 □ 11435

■ 11440 ■ 11468

● 5xGU10 R35, max 10W only LED

FOURTY II
10737



FOURTY II

painting aluminum, painting steel

■ 10737 □ 11433

■ 11437 ■ 11466

● 2xGU10 R35, max 10W only LED

FOURTY II
10739



FOURTY IV

painting aluminum, painting steel

■ 10739 □ 11434

■ 11438 ■ 11467

● 4xGU10 R35, max 10W only LED

FOURTY VII
10743



FOURTY VII

painting aluminum, painting steel

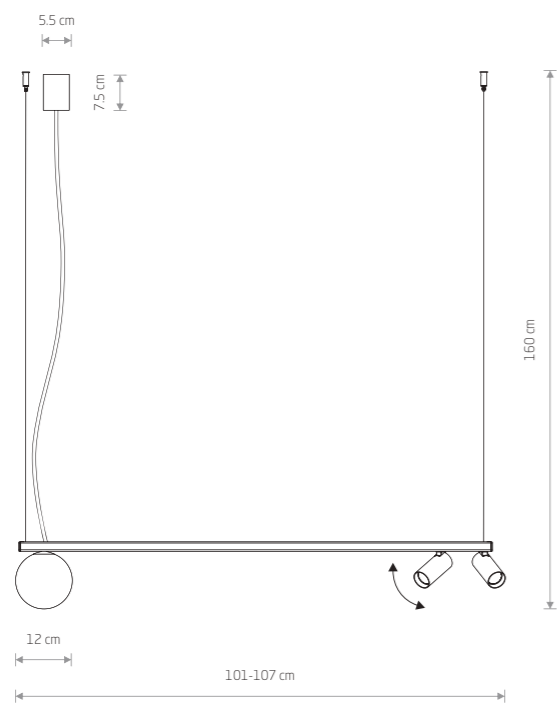
■ 10743 □ 11436

■ 11441 ■ 11470

● 7xGU10 R35, max 10W only LED

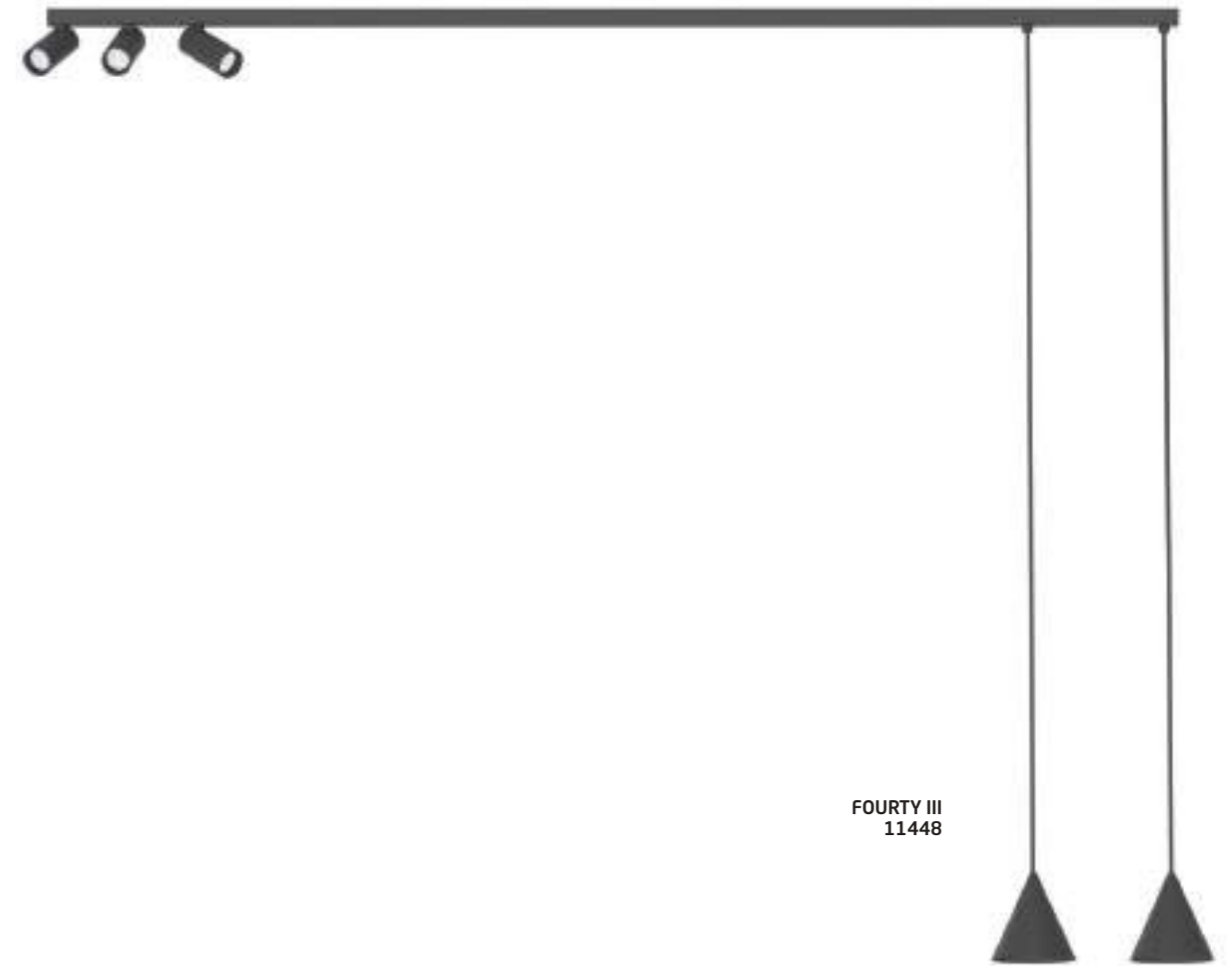


FOURTY III
11447

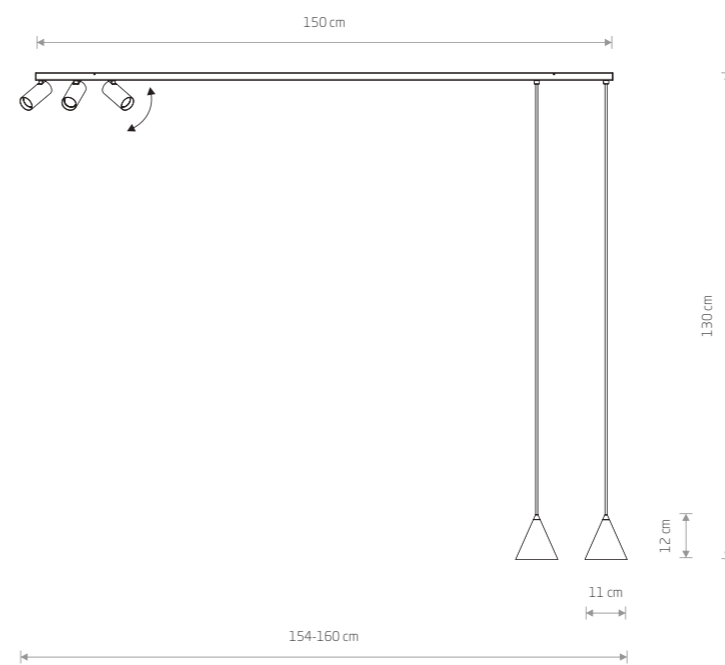


FOURTY III
painted aluminum, glass, painted steel

- 11447 □ 11445
- 11450 ■ 11471
- 2xGU10 R35, 1xG9, max 10W only LED
- BULB LED G9, 4W
- 7503 3000K □ 7504 4000K



FOURTY III
11448



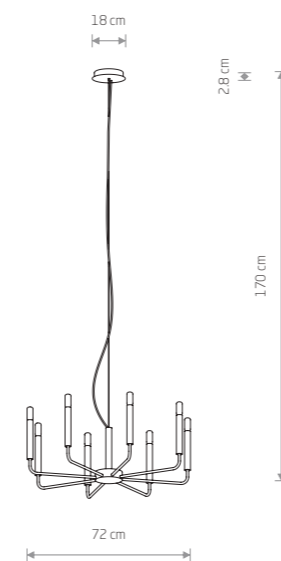
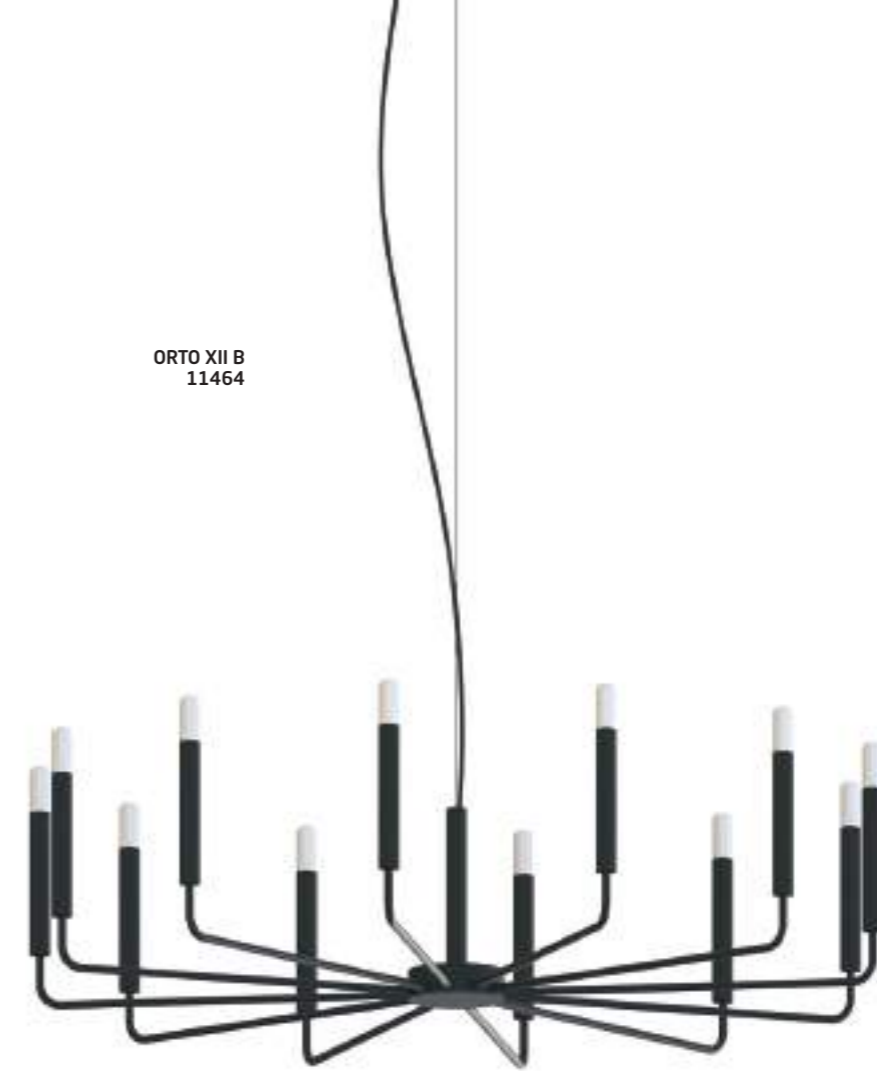
FOURTY V
painted aluminum, painted steel

- 11448 □ 11446
- 11451 ■ 11472
- 5xGU10 R35, max 10W only LED



ORTO VIII
11460

ORTO XII B
11464



ORTO VIII

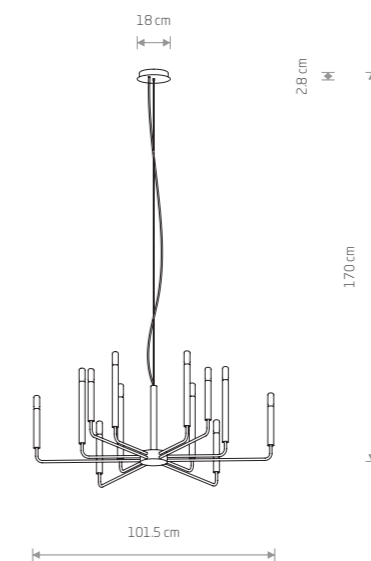
■ painted steel

■ 11460 ■ 11461

● 8xE14, max 10W only LED

● BULB LED E14, T25, 4W

□ 11525 2700K



ORTO XII A

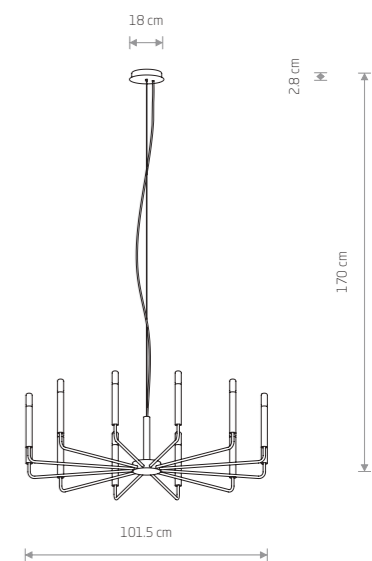
■ painted steel

■ 11462 ■ 11463

● 12xE14, max 10W only LED

● BULB LED E14, T25, 4W

□ 11525 2700K



ORTO XII B

■ painted steel

■ 11464 ■ 11465

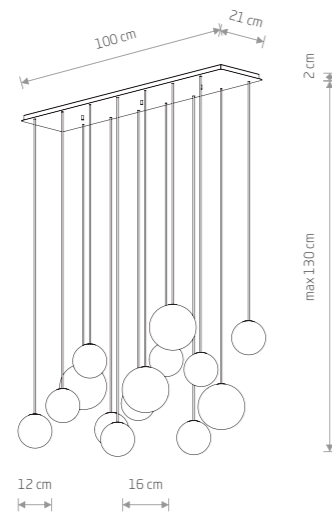
● 12xE14, max 10W only LED

● BULB LED E14, T25, 4W

□ 11525 2700K

■ BLACK P013 RAL 9005 ■ SILK GRAY P026

SNOWBALL XIV
11408



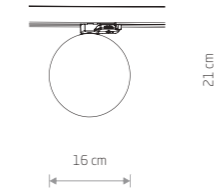
SNOWBALL XIV
painted steel, glass

■ 11408
 14xG9, max 12W only LED
 BULB LED G9, 4W
 □ 7503 3000K □ 7504 4000K

CTLS SNOWBALL

plastic PC, glass, painted steel

■ 11296
 1xG9, max 12W only LED
 BULB LED G9, 4W
 □ 7503 3000K □ 7504 4000K



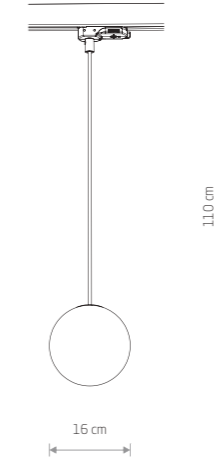
CTLS SNOWBALL
11296




CTLS SNOWBALL

plastic PC, glass, painted steel

■ 11295
 1xG9, max 12W only LED
 BULB LED G9, 4W
 □ 7503 3000K □ 7504 4000K



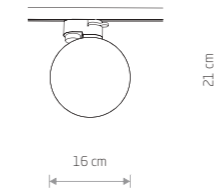
CTLS SNOWBALL
11295



PROFILE SNOWBALL

plastic PC, glass, painted steel

■ 11298
 1xG9, max 12W only LED
 BULB LED G9, 4W
 □ 7503 3000K □ 7504 4000K



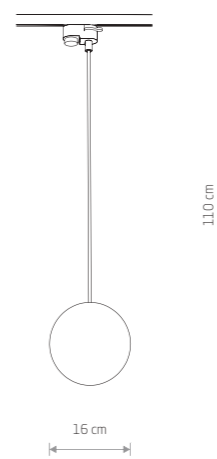
PROFILE SNOWBALL
11298



PROFILE SNOWBALL

plastic PC, glass, painted steel

■ 11297
 1xG9, max 12W only LED
 BULB LED G9, 4W
 □ 7503 3000K □ 7504 4000K



PROFILE SNOWBALL
11297



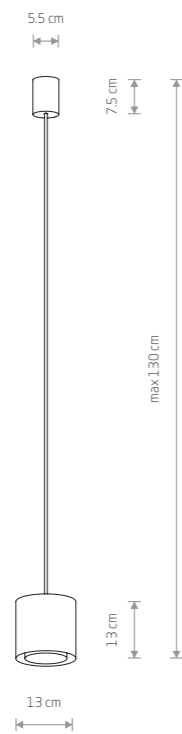


POINT DUO
11510

POINT DUO
11513

POINT DUO
11511

POINT DUO
11512



POINT DUO
painted steel, plastic ABS

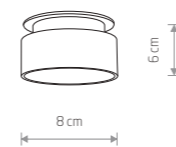
- 11510 ■ 11511
- 11512 ■ 11513
- 1xGU10 R50, max 10W only LED



SHINE
11348



SHINE
11348



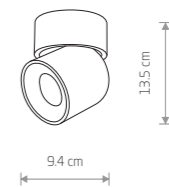
SHINE
aluminum

- 11348 □ 11350

- 1xGU10 R50, max 15W only LED
- cut out ø 68 mm



OSCAR
11346



OSCAR
aluminum

- 11346 □ 11347

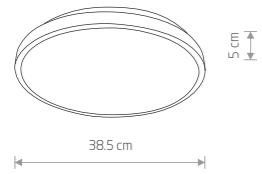
- 1xGU10 R50, max 15W only LED
- IP54

AGNES ROUND LED PRO
10979

AGNES ROUND LED PRO
10981



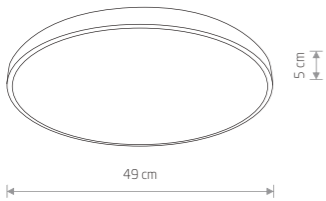
AGNES ROUND LED PRO
10980



AGNES ROUND LED PRO

Painted steel, plastic PMMA

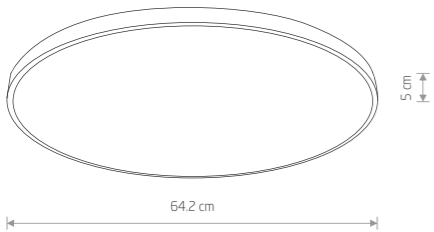
- 10977 3000K 10978 4000K
- 10971 3000K 10972 4000K



AGNES ROUND LED PRO

Painted steel, plastic PMMA

- 10979 3000K 10980 4000K
- 10973 3000K 10974 4000K

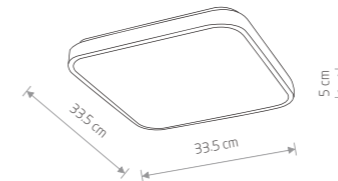


AGNES ROUND LED PRO

Painted steel, plastic PMMA

- 10981 3000K 10982 4000K
- 10975 3000K 10976 4000K

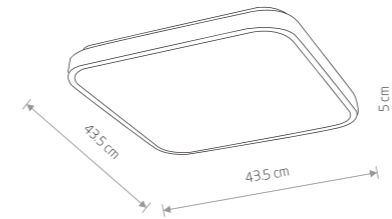
AGNES SQUARE LED PRO
10987



AGNES SQUARE LED PRO

Painted steel, plastic PMMA

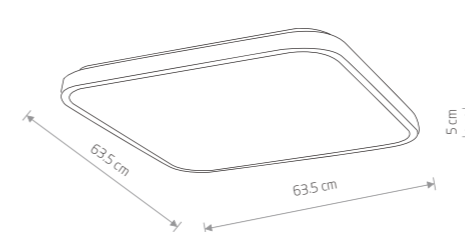
- 10989 3000K 10990 4000K
- 10983 3000K 10984 4000K



AGNES SQUARE LED PRO

Painted steel, plastic PMMA

- 10991 3000K 10992 4000K
- 10985 3000K 10986 4000K



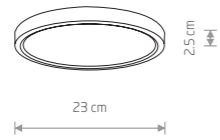
AGNES SQUARE LED PRO

Painted steel, plastic PMMA

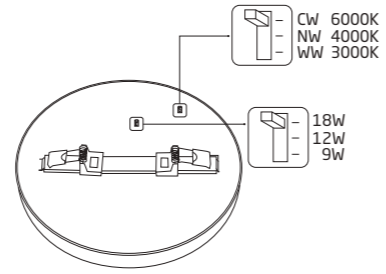
- 10993 3000K 10994 4000K
- 10987 3000K 10988 4000K

Item No.	Power	Colour temp.	Luminous flux	Beam angle	Colour Rendering Index (CRI)	Input	Safety type	Ingress protection	Lifetime
10971	22W LED	3000K	1600 lm	120°	>80	~220-230 V, 50-60 Hz	⊕	IP44	40000h
10972	22W LED	4000K	1800 lm	120°	>80	~220-230 V, 50/60 Hz	⊕	IP44	40000h
10973	32W LED	3000K	2600 lm	120°	>80	~220-230 V, 50-60 Hz	⊕	IP44	40000h
10974	32W LED	4000K	2700 lm	120°	>80	~220-230 V, 50-60 Hz	⊕	IP44	40000h
10975	64W LED	3000K	5600 lm	120°	>80	~220-230 V, 50/60 Hz	⊕	IP44	40000h
10976	64W LED	4000K	5900 lm	120°	>80	~220-230 V, 50-60 Hz	⊕	IP44	40000h
10977	22W LED	3000K	1800 lm	120°	>80	~220-230 V, 50-60 Hz	⊕	IP44	40000h
10978	22W LED	4000K	2000 lm	120°	>80	~220-230 V, 50-60 Hz	⊕	IP44	40000h
10979	32W LED	3000K	2800 lm	120°	>80	~220-230 V, 50/60 Hz	⊕	IP44	40000h
10980	32W LED	4000K	3000 lm	120°	>80	~220-230 V, 50/60 Hz	⊕	IP44	40000h
10981	64W LED	3000K	5800 lm	120°	>80	~220-230 V, 50/60 Hz	⊕	IP44	40000h
10982	64W LED	4000K	6200 lm	120°	>80	~220-230 V, 50/60 Hz	⊕	IP44	40000h

Item No.	Power	Colour temp.	Luminous flux	Beam angle	Colour Rendering Index (CRI)	Input	Safety type	Ingress protection	Lifetime
10983	16W LED	3000K	1200 lm	120°	>80	~220-230 V, 50/60 Hz	⊕	IP44	40000h
10984	16W LED	4000K	1300 lm	120°	>80	~220-230 V, 50/60 Hz	⊕	IP44	40000h
10985	32W LED	3000K	2700 lm	120°	>80	~220-230 V, 50/60 Hz	⊕	IP44	40000h
10986	32W LED	4000K	2800 lm	120°	>80	~220-230 V, 50/60 Hz	⊕	IP44	40000h
10987	64W LED	3000K	5600 lm	120°	>80	~220-230 V, 50/60 Hz	⊕	IP44	40000h
10988	64W LED	4000K	6000 lm	120°	>80	~220-230 V, 50/60 Hz	⊕	IP44	40000h
10989	16W LED	3000K	1400 lm	120°	>80	~220-230 V, 50/60 Hz	⊕	IP44	40000h
10990	16W LED	4000K	1500 lm	120°	>80	~220-230 V, 50/60 Hz	⊕	IP44	40000h
10991	32W LED	3000K	2900 lm	120°	>80	~220-230 V, 50/60 Hz	⊕	IP44	40000h
10992	32W LED	4000K	3100 lm	120°	>80	~220-230 V, 50/60 Hz	⊕	IP44	40000h
10993	64W LED	3000K	6100 lm	120°	>80	~220-230 V, 50/60 Hz	⊕	IP44	40000h
10994	64W LED	4000K	6500 lm	120°	>80	~220-230 V, 50/60 Hz	⊕	IP44	40000h



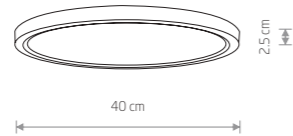
Możliwość wyboru temperatury barwowej (K) oraz mocy (W)
 Selectable colour temperature (K) and wattage (W)
 Возможность выбора цветовой температуры (K) и мощности (W)



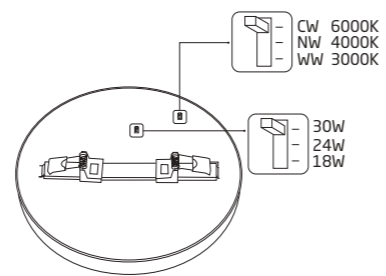
MULTI LED M

plastic, aluminium

11357



Możliwość wyboru temperatury barwowej (K) oraz mocy (W)
 Selectable colour temperature (K) and wattage (W)
 Возможность выбора цветовой температуры (K) и мощности (W)



MULTI LED L

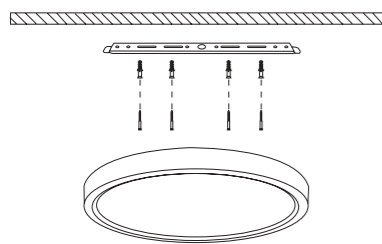
plastic, aluminium

11358

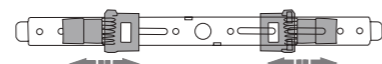
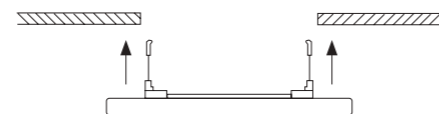


Sposoby montażu / Installation methods / Методы монтажа

- Natynkowy
- Surface-mounted
- Поверхностный монтаж

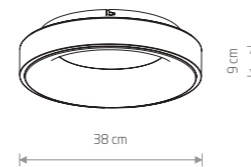


- Podtynkowy
- Flush-mounted
- Врезной монтаж



Item No.	Power	Colour temp.	Luminous flux	Beam angle	Colour Rendering Index (CRI)	Input	Safety type	Power factor	Ingress protection	Lifetime
11357	9W / 12W / 18W LED	CCT CHANGE 3000-6000K	900 / 1200 / 1600 lm	110°	>80	~220-230 V, 50/60 Hz	□	>0.9	IP20	30000h
11358	18W / 24W / 30W LED	CCT CHANGE 3000-6000K	1800 / 2400 / 2900 lm	110°	>80	~220-230 V, 50/60 Hz	□	>0.9	IP20	30000h

□ WHITE

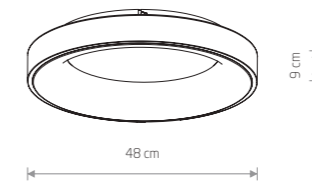


NIKKI ROUND LED

painted steel, plastic PMMA

11200 3000K 11203 4000K

11206 3000K 11210 4000K

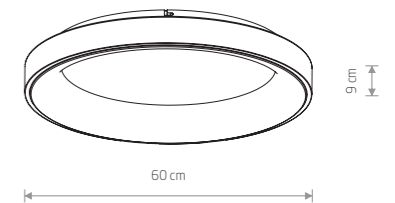


NIKKI ROUND LED

painted steel, plastic PMMA

11201 3000K 11204 4000K

11207 3000K 11211 4000K



NIKKI ROUND LED

painted steel, plastic PMMA

11202 3000K 11205 4000K

11208 3000K 11212 4000K



Item No.	Power	Colour temp.	Luminous flux	Beam angle	Colour Rendering Index (CRI)	Input	Safety type	Ingress protection	Lifetime
11200	32W LED	3000K	2700 lm	120°	>80	~220-230 V, 50/60 Hz	□	IP20	40000h
11201	48W LED	3000K	4200 lm	120°	>80	~220-230 V, 50/60 Hz	□	IP20	40000h
11202	60W LED	3000K	5400 lm	120°	>80	~220-230 V, 50/60 Hz	□	IP20	40000h
11203	32W LED	4000K	2800 lm	120°	>80	~220-230 V, 50/60 Hz	□	IP20	40000h
11204	48W LED	4000K	4300 lm	120°	>80	~220-230 V, 50/60 Hz	□	IP20	40000h
11205	60W LED	4000K	5600 lm	120°	>80	~220-230 V, 50/60 Hz	□	IP20	40000h
11206	32W LED	3000K	2600 lm	120°	>80	~220-230 V, 50/60 Hz	□	IP20	40000h
11207	48W LED	3000K	4000 lm	120°	>80	~220-230 V, 50/60 Hz	□	IP20	40000h
11208	60W LED	3000K	5200 lm	120°	>80	~220-230 V, 50/60 Hz	□	IP20	40000h
11210	32W LED	4000K	2700 lm	120°	>80	~220-230 V, 50/60 Hz	□	IP20	40000h
11211	48W LED	4000K	4200 lm	120°	>80	~220-230 V, 50/60 Hz	□	IP20	40000h
11212	60W LED	4000K	5400 lm	120°	>80	~220-230 V, 50/60 Hz	□	IP20	40000h

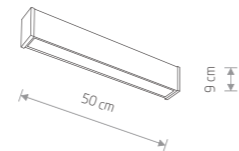
□ WHITE ■ BLACK

OUTLINE LED L
11362





OUTLINE LED S
11360

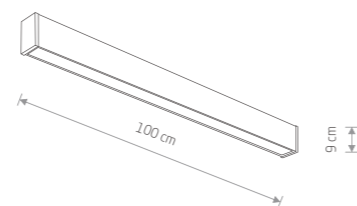


OUTLINE LED S
painted aluminum, plastic PC

■ 11360



OUTLINE LED M
11361

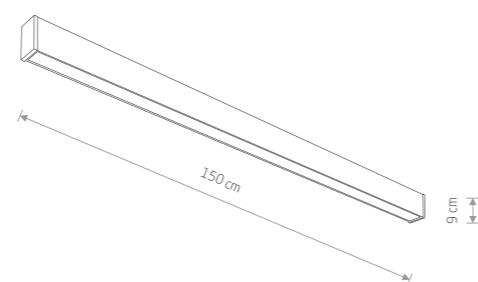


OUTLINE LED M
painted aluminum, plastic PC

■ 11361



OUTLINE LED L
11362



OUTLINE LED L
painted aluminum, plastic PC

■ 11362

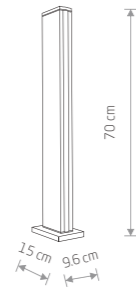


OUTLINE LED S
11360

Item No.	Power	Colour temp.	Luminous flux	Beam angle	Colour Rendering Index (CRI)	Input	Safety type	Power factor	Ingress protection	Lifetime
11360	20W LED	3000K	1200 lm	100°	>80	~220-230 V, 50/60 Hz	⊕	>0.9	IP44	30000h
11361	35W LED	3000K	1800 lm	100°	>80	~220-230 V, 50/60 Hz	⊕	>0.9	IP44	30000h
11362	50W LED	3000K	3000 lm	100°	>80	~220-230 V, 50/60 Hz	⊕	>0.9	IP44	30000h



SLIT LED
11376



SLIT LED

■ painted aluminum, plastic PC

■ 11376



MIA LED M
11374



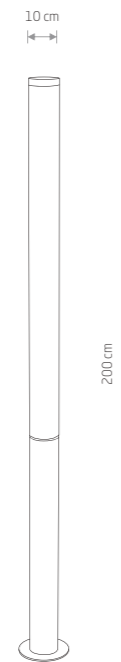
MIA LED M

■ painted aluminum, plastic PC

■ 11374



MIA LED L
11375



MIA LED L

■ painted aluminum, plastic PC

■ 11375



Item No.	Power	Colour temp.	Luminous flux	Beam angle	Colour Rendering Index (CRI)	Input	Safety type	Power factor	Ingress protection	Lifetime
11376	12W LED	3000K	600 lm	100°	>80	~220-230 V, 50/60 Hz	⊕	>0.5	IP54	30000h
11374	30W LED	3000K	2500 lm	70°	>80	~220-230 V, 50/60 Hz	⊕	>0.9	IP54	30000h
11375	100W LED	3000K	7800 lm	70°	>80	~220-230 V, 50/60 Hz	⊕	>0.9	IP54	30000h

■ BLACK



SLIT LED
11376



IDA
11373

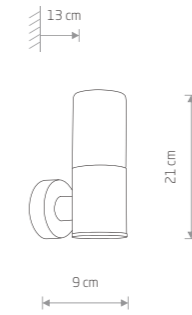
IDA

■ painted aluminum, glass

■ 11371

🔌 1xE27, max 10W LED

IP44



IDA
11371



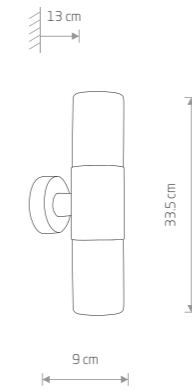
IDA

■ painted aluminum, glass

■ 11372

🔌 2xE27, max 10W LED

IP44



IDA
11372




IDA

■ painted aluminum, glass

■ 11373

🔌 1xE27, max 10W LED

IP44



IDA
11373

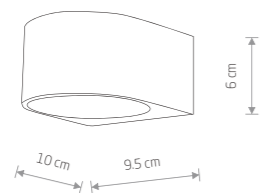




NEL LED
11368



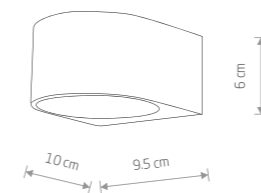
NEL LED
11370



NEL LED

■ painted aluminum, glass

■ 11368



NEL LED

■ painted aluminum, glass

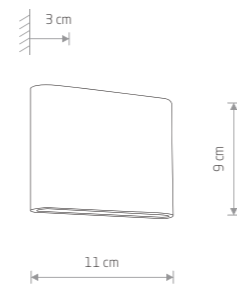
■ 11370



Item No.	Power	Colour temp.	Luminous flux	Beam angle	Colour Rendering Index (CRI)	Input	Safety type	Power factor	Ingress protection	Lifetime
11368	5W LED	3000K	500 lm	120°	>80	~220-230 V, 50/60 Hz	⊕	>0.5	IP54	30000h

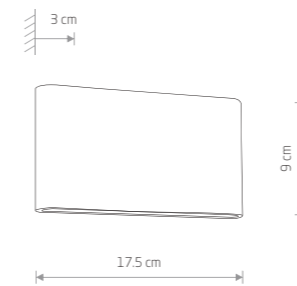
Item No.	Power	Colour temp.	Luminous flux	Beam angle	Colour Rendering Index (CRI)	Input	Safety type	Power factor	Ingress protection	Lifetime
11370	2x5W LED	3000K	880 lm	120°	>80	~220-230 V, 50/60 Hz	⊕	>0.5	IP54	30000h

SEMI LED S
11363



SEMI LED S
painted aluminum, glass
■ 11363 ■ 11365
P

SEMI LED M
11366



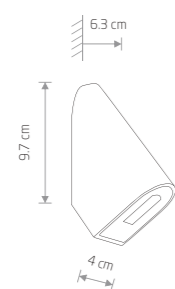
SEMI LED M
painted aluminum, glass
■ 11364 ■ 11366
P

Item No.	Power	Colour temp.	Luminous flux	Beam angle	Colour Rendering Index (CRI)	Input	Safety type	Power factor	Ingress protection	Lifetime
11363	2x3W LED	3000K	300 lm	40°	>80	~220-230 V, 50/60 Hz	⊕	>0.5	IP54	30000h
11365	2x3W LED	3000K	300 lm	40°	>80	~220-230 V, 50/60 Hz	⊕	>0.5	IP54	30000h

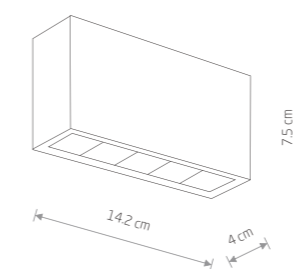
Item No.	Power	Colour temp.	Luminous flux	Beam angle	Colour Rendering Index (CRI)	Input	Safety type	Power factor	Ingress protection	Lifetime
11364	2x5W LED	3000K	500 lm	40°	>80	~220-230 V, 50/60 Hz	⊕	>0.5	IP54	30000h
11366	2x5W LED	3000K	500 lm	40°	>80	~220-230 V, 50/60 Hz	⊕	>0.5	IP54	30000h

■ BLACK ■ BRASS

■ BLACK ■ BRASS



CLINE LED
 painted aluminum, glass

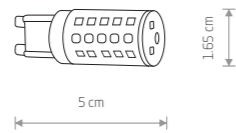


PIX LED
 painted aluminum, glass



Item No.	Power	Colour temp.	Luminous flux	Beam angle	Colour Rendering Index (CRI)	Input	Safety type	Power factor	Ingress protection	Lifetime
11377	3W LED	3000K	130 lm	80°	>80	~220-230 V, 50/60 Hz	⊕	>0.5	IP54	30000h

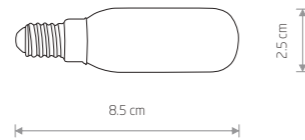
Item No.	Power	Colour temp.	Luminous flux	Beam angle	Colour Rendering Index (CRI)	Input	Safety type	Power factor	Ingress protection	Lifetime
11367	10W LED	3000K	500 lm	30°	>80	~220-230 V, 50/60 Hz	⊕	>0.5	IP54	30000h



BULB LED G9, 4W

plastic PC

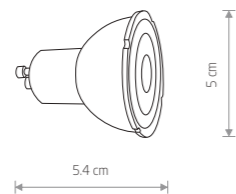
☐ 7503 3000K ☐ 7504 4000K



BULB LED E14, T25, 4W

glass

☐ 11525 3000K



REFLECTOR LED, GU10, R50, 7W, DIMMABLE

plastic PC

☐ 10996 3000K ☐ 10998 4000K

■ 10995 3000K ■ 10997 4000K

Item No.	Power	Colour temp.	Luminous flux	Beam angle	Colour Rendering Index (CRI)	Input	Power factor	Lifetime
10995	7W LED	3000K	600 lm	50°	>80	~220-230 V, 50/60 Hz	>0.7	25000h
10996	7W LED	3000K	600 lm	50°	>80	~220-230 V, 50/60 Hz	>0.7	25000h
10997	7W LED	4000K	600 lm	50°	>80	~220-230 V, 50/60 Hz	>0.7	25000h
10998	7W LED	4000K	600 lm	50°	>80	~220-230 V, 50/60 Hz	>0.7	25000h
7503	4W LED	3000K	380 lm	360°	≥80	~220-230 V, 50/60 Hz	>0.5	25000h
7504	4W LED	4000K	390 lm	360°	≥80	~220-230 V, 50/60 Hz	>0.5	25000h
11525	4W LED	3000K	400 lm	360°	≥80	~220-230 V, 50/60 Hz	>0.5	25000h

☐ WHITE ■ BLACK

ALFABETYCZNY SPIS TREŚCI / ALPHABETICAL INDEX / INDICE ALFABETICO

A

AGNES ROUND LED PRO68
AGNES SQUARE LED PRO69

B

BAR LED M.....40
BAR LED S.....40
BOHO L.....19
BOHO M.....19
BOHO S.....19
BULB LED E14, T25, 4W86
BULB LED G9, 4W86

C

CIRCOLO LED M.....36, 37, 38, 39
CLINE LED84
CTLS SNOWBALL63

D

DROPS WOOD A.....11
DROPS WOOD B.....11
DROPS WOOD C.....8
DROPS WOOD D.....8
DROPS WOOD E.....9
DROPS WOOD F.....9

E

EASY LED LEFT.....41
EASY LED RIGHT.....41

F

FOURTY II.....56
FOURTY III.....58
FOURTY IV.....56
FOURTY V.....57, 59
FOURTY VII.....57
FOURTY SURFACE.....56

H

HAITI L.....22
HAITI M.....22
HAITI S.....22
HAVANA L.....24, 25
HAVANA M.....24, 25
HAVANA S.....24, 25

I

IDA.....79

J

JAPANDI M.....26
JAPANDI S.....26

K

KRABI.....29

M

MIA LED L.....76
MIA LED M.....76
MULTI LED L.....70
MULTI LED M.....70

N

NEL LED.....80, 81
NIKKI ROUND LED.....71

O

ORTO VIII.....61
ORTO XII A.....61
ORTO XII B.....61
OSCAR.....65
OUTLINE LED L.....74
OUTLINE LED M.....74
OUTLINE LED S.....74

P

PIX LED.....85
POINT DUO.....64
PROFILE SNOWBALL.....63
PUKET L.....17
PUKET M.....17
PUKET S.....17
PUMPKIN L.....32
PUMPKIN M.....33
PUMPKIN S.....33

R

RATTAN L.....16
RATTAN M.....16
RATTAN S.....16
REFLECTOR LED, GU10, R50, 7W, DIMMABLE.....86

RING TIMBER LED L.....	12	SLIT LED.....	76
RING TIMBER LED M.....	12	SNOWBALL XIV.....	62
RING TIMBER LED S.....	12	SPIN LED L.....	44
RING TIMBER LED XL.....	12	SPIN LED M.....	44
RING TIMBER LED XXL.....	12	SPIN LED S.....	44

S

SABER LED L.....	43
SABER LED M.....	42
SATELLITE M.....	54
SATELLITE S.....	54
SEMI LED M.....	83
SEMI LED S.....	82
SHINE.....	65
SIMONE.....	48

V

VERTIC LED.....	45
-----------------	----

Z

ZENITH L.....	51
ZENITH M.....	51
ZENITH S.....	50
ZENITH XS.....	50


PROGRESSIVE CODE INDEX / INDEKS LAMP




INDEX	PAGE/STRONA	INDEX	PAGE/STRONA	INDEX	PAGE/STRONA	INDEX	PAGE/STRONA
7503.....	86	10992.....	69	11172.....	24	11233.....	54
7504.....	86	10993.....	69	11173.....	11	11242.....	32
10737.....	56	10994.....	69	11174.....	11	11243.....	32
10739.....	56	10995.....	86	11175.....	8	11244.....	33
10741.....	57	10996.....	86	11176.....	8	11245.....	33
10743.....	57	10997.....	86	11177.....	9	11251.....	33
10971.....	68	10998.....	86	11178.....	12	11252.....	33
10972.....	68	11150.....	19	11180.....	9	11288.....	12
10973.....	68	11151.....	19	11200.....	71	11290.....	12
10974.....	68	11152.....	19	11201.....	71	11291.....	12
10975.....	68	11153.....	16	11202.....	71	11292.....	12
10976.....	68	11154.....	16	11203.....	71	11295.....	63
10977.....	68	11155.....	16	11204.....	71	11296.....	63
10978.....	68	11156.....	26	11205.....	71	11297.....	63
10979.....	68	11157.....	26	11206.....	71	11298.....	63
10980.....	68	11158.....	29	11207.....	71	11346.....	65
10981.....	68	11160.....	17	11208.....	71	11347.....	65
10982.....	68	11161.....	17	11210.....	71	11348.....	65
10983.....	69	11162.....	17	11211.....	71	11350.....	65
10984.....	69	11163.....	22	11212.....	71	11357.....	70
10985.....	69	11164.....	22	11225.....	54	11358.....	70
10986.....	69	11165.....	22	11226.....	54	11360.....	74
10987.....	69	11166.....	22	11227.....	54	11361.....	74
10988.....	69	11167.....	22	11228.....	54	11362.....	74
10989.....	69	11168.....	22	11230.....	54	11363.....	82
10990.....	69	11170.....	224	11231.....	54	11364.....	83
10991.....	69	11171.....	24	11232.....	54	11365.....	82

INDEX	PAGE/STRONA	INDEX	PAGE/STRONA	INDEX	PAGE/STRONA	INDEX	PAGE/STRONA
11366.....	83	11412.....	48	11456.....	50	11495.....	33
11367.....	85	11413.....	48	11460.....	61	11496.....	32
11368.....	80	11414.....	48	11461.....	61	11510.....	64
11370.....	81	11425.....	41	11462.....	61	11511.....	64
11371.....	79	11426.....	41	11463.....	61	11512.....	64
11372.....	79	11433.....	56	11464.....	61	11513.....	64
11373.....	79	11434.....	56	11465.....	61	11525.....	86
11374.....	76	11435.....	57	11466.....	56	11578.....	41
11375.....	76	11436.....	57	11467.....	56	11580.....	41
11376.....	76	11437.....	56	11468.....	57	11581.....	40
11377.....	84	11438.....	56	11470.....	57	11582.....	40
11378.....	42	11440.....	57	11471.....	58	11583.....	40
11380.....	42	11441.....	57	11472.....	59	11584.....	40
11381.....	43	11442.....	56	11473.....	56	11585.....	44
11382.....	43	11443.....	56	11482.....	51	11586.....	44
11395.....	25	11444.....	56	11483.....	51	11587.....	44
11396.....	25	11445.....	58	11484.....	51	11588.....	43
11397.....	25	11446.....	59	11485.....	51	11590.....	43
11398.....	37	11447.....	58	11486.....	51	11591.....	42
11400.....	40	11448.....	59	11487.....	51	11592.....	42
11401.....	39	11450.....	58	11488.....	50	11602.....	37
11402.....	36	11451.....	59	11490.....	50	11603.....	36
11403.....	38	11452.....	50	11491.....	50	11604.....	38
11408.....	62	11453.....	50	11492.....	50	11605.....	39
11410.....	48	11454.....	50	11493.....	50	11606.....	45
11411.....	48	11455.....	50	11494.....	33	11607.....	45



Nowodvorski
LIGHTING

 Nowodvorski Lighting sp. z o.o.
ul. Bojemskiego 11
42-202 Częstochowa
POLAND

 +48 34 344 91 10 / 11
 nowodvorski@nowodvorski.com
 www.nowodvorski.com





www.nowodvorski.com